



GRANITE

VOCATIONAL



VERSATILE. ROBUST. BUILT FOR THE TOUGHEST CONSTRUCTION SITES.

Versatile and robust, the Mack Granite range is just as at home working in dense urban traffic, constructions sites or open highway, making it perfect for local or interstate distribution and heavy construction applications.

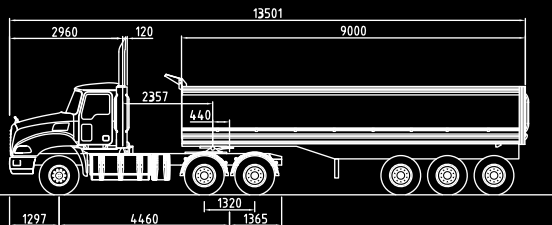
The Mack Granite vocational model is designed to give you the flexibility to match the truck to the job perfectly. The Granite range comes in two axle configurations: 6x4 and 8x4, with a GVM of up to 33,000kg and a GCM of up to 110 tonnes.

Equipped with the Mack MP8 engine, coupled with *mDRIVE* (our automated manual transmission), the Mack Granite offers versatility to suit your application perfectly.

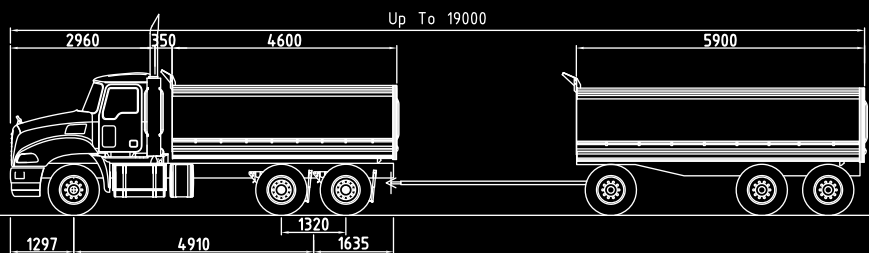
FEATURES

- » Perfect for heavy construction, tipper and dog configurations
- » Powered by the Mack MP8 500Hp or 435Hp engine delivering up to 1,840 lb-ft torque
- » *mDRIVE* automated manual transmission takes all the effort out of gear changes
- » Superb visibility and easy access
- » Quiet and comfortable cab
- » Great fuel economy and low emissions
- » Mack Grade Gripper – hill start assist

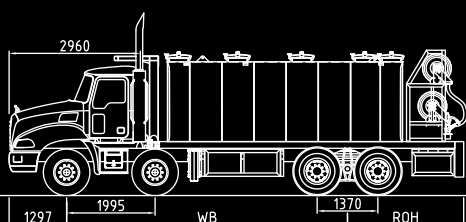
Designed and built in Australia for Australian conditions



GRANITE 6X4 DAY CAB WITH SINGLE TRAILER



GRANITE 6X4 DAY CAB WITH TIPPER & 3-AXLE DOG



GRANITE 8X4 MINE SERVICE UNIT



*Model shown is for illustration purposes only. Contact your Authorised Dealer for details of current options available.

BORN READY.

GRANITE

VOCATIONAL

ENGINE & TRANSMISSION

ENGINE

- » Mack MP8 12.8 litre
- » Maxi-Cruise torque settings
- » Selective Catalytic Reduction (SCR)
- » Emission Level Euro5 (ADR80/03)

Horsepower (Hp)	435	500
Torque (lb-ft)	1655	1840

ENGINE BRAKE

- » Advanced PowerLeash engine brake
- » Engine retarding power up to 315Kw (495hp) @ 2,100rpm

AIR INTAKE & FILTER

- » Donaldson 279mm (11") Single dry type element
- » Under bonnet air intake

FILTERS

- » 2 full flow and 1 bypass engine mounted oil filters
- » 2 step dual engine mounted fuel filters/water separator

AIR COMPRESSOR

- » 2 CYL. 900 litres/min WABCO compressor

AIR DRYER

- » Bendix AD-IS air dryer

ALTERNATOR

- » Leece Neville 12volt/160Amp Brushed
- » Leece Neville 12volt/160Amp Brushless (optional)
- » Leece Neville 12volt/185Amp Brushless (optional)

STARTER

- » Delco Remy 39MTHD 12volt electric starter
- » Key type start and stop

FAN

- » Behr Visco Drive (electric over viscous fan clutch)
- » 750mm (29.5") 9-blade nylon fan

RADIATOR

- » NL3, Frontal area 1,435in²

EXHAUST

- » Single RHS frame mounted catalyst with stainless heat shield
 - Outlet single 152mm (6") vertical exhaust (Day Cab)
 - Outlet single LHS 152mm (6") vertical exhaust (Sleeper Cab)
 - Outlet single 127mm (5") underframe outlet (optional)
- » Exhaust tip height above ground 3.5mtr or 4.2mtr (optional)

TRANSMISSION

- » Manual and Automated Manual transmissions (Refer Transmission Chart)
- » Transmission oil cooler

CLUTCH

- » SACHS 430mm (17") Single Plate (*mDRIVE* only)
- » Eaton 394mm (15.5") Easy Pedal with VCT Plus
- » Eaton 'Solo' with VCT Plus (optional)
- » Air assist clutch release

DRIVELINE

- » Spicer 10 series
- » SPL Maintenance Free (option)

PTO OPTIONS

- » Rear of engine PTO
- » Transmission mounted PTO (optional on *mDRIVE*)
- » Prep kit, switch and wiring only (*mDRIVE*)(optional)

TRANSMISSION SPECIFICATIONS

MAKE	MODEL	MAX TORQUE CAPACITY	FWD GEARS	REV GEARS	LO/HI	TYPE
Mack	T310MLR (CA)	1,800ft-lbs	10	6	27.30/0.71	Manual
Mack	T318 (CA)	1,800ft-lbs	18	3	13.44/0.71	Manual
Mack <i>mDRIVE</i>	AT2612D (Direct)	1,920ft-lbs	12	2	14.94/1.0	Automated Manual
Eaton	RTLO16918	1,650ft-lbs	18	4	14.40/0.73	Manual
Eaton	RTLO20918	2,050ft-lbs	18	4	14.40/0.73	Manual

Note: RTLO16918 & MP8 435hp <50tonnes

AXLES, SUSPENSIONS & BRAKES

FRONT AXLE

- » Mack FXL with unitised hubs (Refer Steer Axle Chart)
- » Axle position: Axle Back 1,297mm Bumber to Front Axle

FRONT SUSPENSION

- » 1,321mm (52") long springs (Refer Steer Axle Chart)

BRAKES

- » Front and rear automatic slack adjusters
- » Type 20 front brake boosters
- » S'Cam with iron drums
- » S'Cam with centrifuse drums (optional)
- » Type 30/30 rear brake boosters
- » Low tare alloy hubs (optional)
- » ABS or (optional) ABS with traction control
- » Grade Gripper - hill start assist
- » Road Stability Advantage (ESP - Electronic Stability Program)
 - Optional

STEERING GEAR

- » Sheppard M100P
- » Steering ratio 18.9:1

REAR AXLES

- » Mack, Meritor and Dana axle optionals (Refer Drive Axle Chart)
- » Ratings 18 to 24 tonne

REAR SUSPENSION

- » Air and spring (optional) (Refer Drive Axle Chart)
- » Ratings 18 to 21 tonne (up to 24 (CA))
- » Out board mounted shock absorbers
- » In-board mounted shock absorbers (optional)

INTER-AXLE/WHEEL LOCKS

- » DCDL one axle only (vendor axles only)
- » DCDL's on both axles (optional on Mack and vendor)
- » Mack Power Divider (standard with Mack axles)

WHEELS

- » 10-stud 8¼" (285mm PCD) steel disc
- » 10-stud options:
 - 10-stud 8¼" (285mm PCD) machine buff / polished alloy / DURABRIGHT alloy discs
 - 10-stud 9" (285mm PCD) polished alloy or DURABRIGHT alloy discs

TYRES

- » Bridgestone / Michelin tyres

STEER AXLE SPECIFICATIONS

MAKE	MODEL	CAPACITY	SUSPENSION*	COMMENTS
Mack	FXL 14.6	14,600lbs (6.6t)	(P3,M7)	Standard axle
Mack (Aus)	Twin FXL 14.6	29,200lbs (13t)	(P3)	Load share mechanical
Mack (NZ)	Twin FXL 14.6	29,200lbs (13t)	(P3)	Non-load share mechanical
Meritor	FG941	14,600lbs (6.6t)	(P3,M7)	Disc brakes (CA)

* Parabolic Standard Duty (P), Multileaf Standard Duty (M), Multileaf Heavy Duty (H) – Number = Leaf Qty

DRIVE AXLE SPECIFICATIONS

MAKE	MODEL	CAPACITY	RATIOS**	RATIOS (mDRIVE)	SUSPENSION
Mack	S440	44,000lbs (20t)	4.35, 4.73, 5.02 / 4.19, 4.50, 4.80	3.11, 3.25, 3.40	AL460
Mack	S462	46,000lbs (21t)	4.35, 4.73, 5.02 / 4.19, 4.50, 4.80	3.11, 3.25, 3.40	CAMELBACK
Mack	S652	65,000lbs (29.5t)	5.22, 5.88	4.36, 4.6	AD260 / CAMELBACK (CA)
Meritor	RT40-145	40,000lbs (18t)	4.33, 4.63	3.07, 3.21, 3.42	MaxLite 40 / AL460 / MIL-M
Meritor	RT46-160	46,000lbs (21t)	4.30, 4.56, 4.89	3.07, 3.21, 3.42	AL460/AP460/AD246/MIL-H
Meritor	RT50-160	50,000lbs (23t)	4.30, 4.56, 4.89	3.07, 3.21, 3.42	AP460 / AD246 (CA)
Meritor	RT52-185	52,000lbs (23.6t)	4.30, 4.56, 4.89, 5.38	3.07, 3.21, 3.42	AD260 / MIL-X (CA)

** Mack ratios in GOLD relate to Mack 150 series carriers/Mack ratios in BLACK relate to Mack 200 series carriers

CHASSIS

CHASSIS

- » Advantage 300mm x 90mm x 7mm[†] - 138,000psi/RBM 1,730,000in lb
 - » Advantage 300mm x 90mm x 8mm[†] - 156,000psi/RBM 1,940,000in lb
 - » Advantage 300mm x 90mm x 9.5mm[†] - 184,000psi/RBM 2,240,000in lb
 - » Advantage 300mm x 90mm x 11.1mm[†] - 212,000psi/RBM 2,590,000in lb
- [†] Dependent on wheel base and axle capacity

WHEELBASE

- » 4,710mm (185.4") to 6,400mm (251.9")

AFTERFRAME

- » 1,735mm (68.3") to 2,810mm (110.6") rear overhang
- » All chassis lengths can be specified with tapered rail ends

CAB SUPPORT

- » Front: Two metalastic pivot mounts
- » Rear: Air isolation with dual shock absorbers
- » Rear panard rod

FRONT BUMPER/ FUPS

- » Front Underrun Protection
- » Light weight alloy bumper
- » Polished alloy fold-down bullbar (optional)

FUEL TANKS

- » 26" round polished alloy tanks (Refer Wheelbase Chart)
- » AdBlue Tank (LHS) location

FUEL TANKS (CONT.)

- » 60 litre plastic (8x4 only)
- » 125 litre stainless steel 26" round (optional)
- » 150 litre stainless steel 26" round (optional)

REMOTE BREATHERS

- » Transmission, fuel and axle remote breather kit (optional)

CHASSIS ACCESS STEP

- » Staired and perforated 2 step design (optional on tractor)

BATTERIES

- » 12volt Bulldog batteries, high capacity (620 CCA)
- » LH and RH frame mounted with black battery box cover
- » Polished aluminium battery box cover (optional)
- » Batteries mounted in sleeper if fitted
- » Stacked battery box (CA)

TRAILER CONNECTIONS

- » Trailer – connections back of cab
- » Trailer – connections back of cab and rear of frame (optional)
- » Rigid – trailer connections rear of frame
- » Air: Service and emergency with blanking plugs
- » Electrical: 12volt 7-pin female base with HD 5mm² cabling

ELECTRICAL

- » Chassis harness with protective conduit
- » Electrical prep kit, Body Builder chassis connections (optional)

GRANITE WHEELBASE SPECIFICATIONS

WHEELBASE (WB)*	EXHAUST TO CENTRE OF DRIVE (mm), CA	MAXIMUM FUEL CAPACITY	ADBLUE TANK CAPACITY	TURNING CIRCLE (m)
	Day Cab			Kerb to Kerb
Bumper to Back of Cab	2960			
6x4				
4710	2927	1000L	150L	17
4910	3127	1000L	150L	17.3
5060	3277	1000L	150L	17.8
5210	3427	1000L	150L	18.3
5510 (Rigid Only)	3727	850L	125L	19.2
5810 (Rigid Only)	4027	850L	125L	20.1
8x4				
5410	3627	265L	60L	20.5
5710	3927	615L	60L	21.5
6010	4227	615L	60L	22.5
6110	4327	615L	60L	22.8

GVM: (6x4) up to 26,000kg[†] **GVM:** (8x4) up to 33,000kg[†] **GCM:** Up to 110 tonnes[†] * Wheelbase calculated using 1320mm Bogie Spread. Maximum fuel capacity is VSS selectable combinations with batteries mounted on chassis. Turning circle measure to be used as a guide only, refer to WIS. [†] Subject to application.

CAB

TELEMATICS

Mack telematics system - speak with your Authorised Dealer for further information.

SHELL

- » Fusion Cab, ECE29 (cab strength test) compliant
- » Two piece windscreen

CAB (CONT.)

CAB CONFIGURATIONS

- » Day Cab. Speak to your Authorised Dealer for other cab configurations

CAB INTERIOR

- » Overhead storage (up to 3 pockets based on cab configuration)
- » Rear Wall storage available (based on cab configuration)
- » Door Storage (2 pockets)
- » Cup Holders in dash
- » Centre storage console (available based on cab configuration)
- » Interior Trim - pleated ultra leather or diamond plate
- » Central locking available
- » Power windows available
- » Self cancelling signals available
- » Internal grab handles

Speak with your Authorised Dealer for all options

SEATS

- » Driver: ISRI 'Big-Boy' air-ride: cloth trim, upper, side and lower lumbar support with fore/aft seat cushion adjustment
- » Driver: ISRI 'Big-Boy' air-ride Premium (optional): 'MACK' embossed cloth trim, LH arm rest, upper, side and lower lumbar support with oscillating base and fore/aft seat cushion adjustment
- » Passenger: ISRI fixed cushion
- » Passenger: ISRI premium air ride seat with upper and lower lumbar support, and fore/aft seat cushion adjustment (optional)

STEERING WHEEL

- » Bulldog soft touch rubber grip 457mm (18") diameter
- » Elite leather grip steering wheel (optional)
- » Adjustable tilt and telescopic steering column

INSTRUMENT

- » Driver information display: Co-Pilot
- » Speedometer/odometer (electronic)
- » Tachometer/hourmeter (electronic)
- » Voltmeter, engine hours, distance, trip recording
- » Engine coolant temperature, fuel and AdBlue levels
- » Primary and secondary air pressure
- » Oil pressure and oil temperature

FULL GAUGE PACKAGE

- » Manifold pressure, transmission temperature, exhaust temperature, brake application pressure, front and rear drive axle temperature

WINDSCREEN WIPERS

- » Electronic variable-speed, intermittent wipers with washer
- » Reservoir mounted under bonnet

AUDIO SYSTEM

- » Premium Radio/CD player including hands free
- » iPod connector and USB connector

COMMUNICATIONS

- » GME CB radio (optional)
- » GME UHF radio (optional)

CLIMATE CONTROL

- » HVAC integral cab air conditioner/heater
- » Electronic controls
- » Replaceable dust intrusion filter

COURTESY LAMPS

- » Drivers/Passengers door entry lighting
- » Ambient floor lighting

SAFETY & WARNING

- » Set of 3 safety warning triangles
- » Door mounted emergency procedure guide (optional)
- » Emergency eye wash bottle (optional)
- » 2.5kg in cab mounted fire extinguisher (optional)

TYRE EQUIPMENT

- » Wheel lug wrench kit
- » Bottle jack (optional)

CAB EXTERIOR

- » Fibreglass bonnet and polyfibre fenders with splash aprons
- » Bonnet tilts forward with spring assist
- » Chrome grille surround and side air intakes
- » Black nylon bonnet hold down straps
- » Bright finish bonnet hold down straps (optional)
- » Stainless bug screen integrated with grille
- » Painted external sunvisor

HEADLAMPS

- » Hella integral light/indicator unit with polycarbonate lens

MARKER & TAIL LAMPS

- » 5 roof-mounted amber lights and 3 in 1 tail lamp
- » LED roof clearance and tail lamps (optional)

REVERSING ALARM

- » Chassis mounted back up alarm (optional)

WARNING BEACON

- » Single amber revolving roof beacon (optional)
 - » Dual Revolving Beacon (optional)
- Beacons are fitted to the sleeper when a sleeper option is selected.

MIRRORS

- » Heated 'West Coast' mirrors with stainless steel arms
- » LH and RH 7" spotter mirrors
- » LH and RH power mirrors (optional)
- » LH down mirror (optional)

WINDSCREEN STONE GUARD

- » Matt black mesh windscreen stone guard (optional)

PAINT & ACCESSORIES

PAINT TYPE & COLOUR

- » Cab/sleeper: Single non-metallic cab colour (Incredible white standard)
- » Chassis: Single non-metallic chassis colour (black standard)
- » Epoxy Mine specification primer (CA)

ACCESSORIES

- » Many factory fitted accessories which are not listed, are also available
- » All customers are encouraged to see their Authorised Dealer for full details



GET THE TOTAL PACKAGE.

Mack Genuine Parts are as tough as your truck. With premium materials and precision engineering, they're built to take whatever the road can throw at them.

Mack Total Support gives you the added confidence of warranties, servicing and maintenance from the people who made your machine.

Find more about Mack Total Support at macktrucks.com.au/parts-and-services/

Contact your dealer today and ask them to arrange for a Mack Driver Development Trainer to contact you.

1300 MY MACK



macktrucks.com.au

BORN READY.

Granite-V-05-12-2014 Printed in Australia

The information in this brochure was current at the time of publication. Mack Trucks reserves the right to make changes in specifications, equipment and design, or to discontinue models, options or extras without notice at any time. MACK and the Bulldog design are registered trademarks. All rights reserved. V-MAC is a registered trademark. All rights reserved.