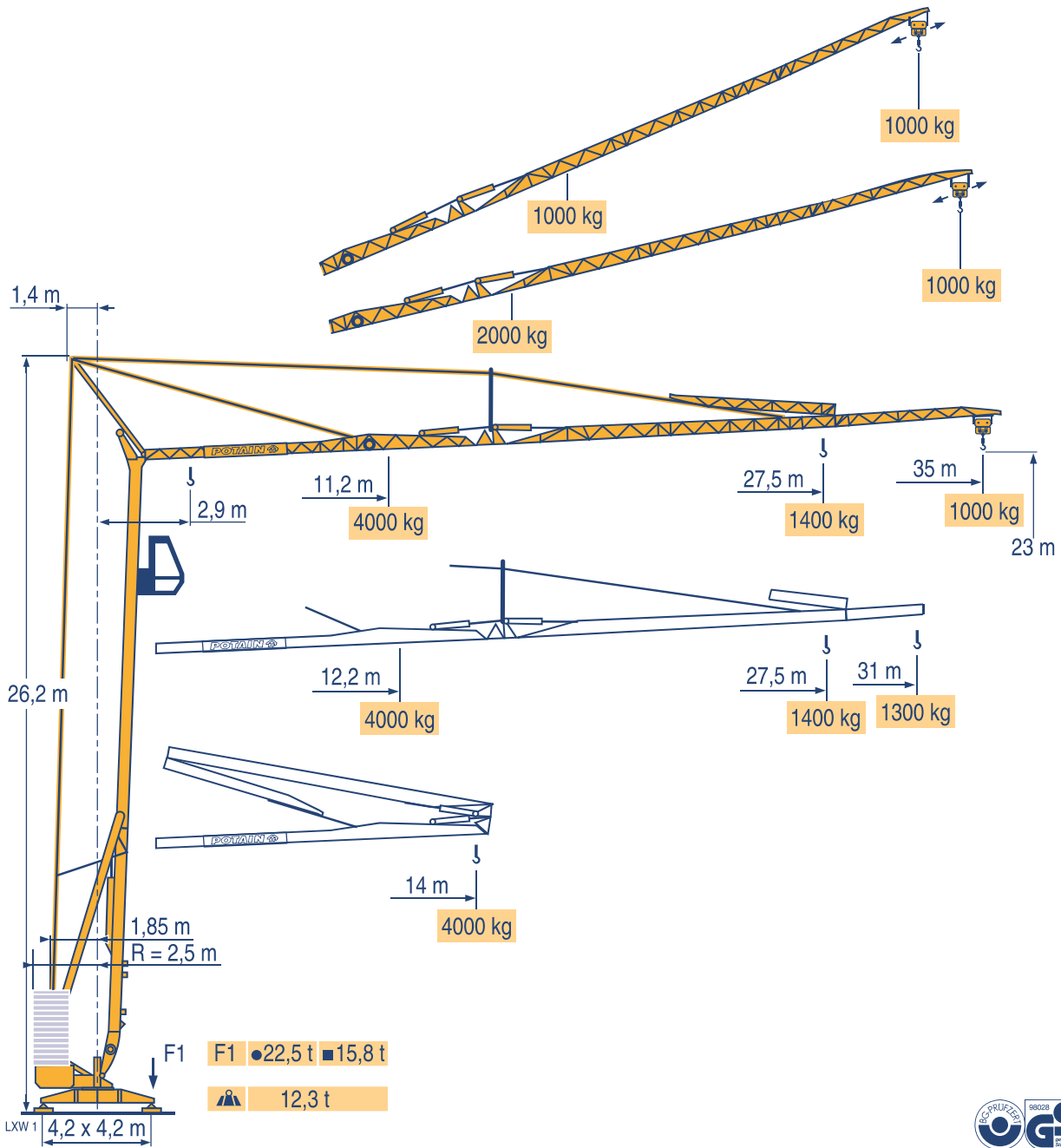


## HD 40 A




CE FEM 1.001-A3

Courbes de charges  
Lastkurven  
Load diagrams  
Curvas de cargas  
Curve di carico  
Curva de cargas



35 m	2,9	14 m
		4000 kg
31 m	2,9	14 m
		4000 kg

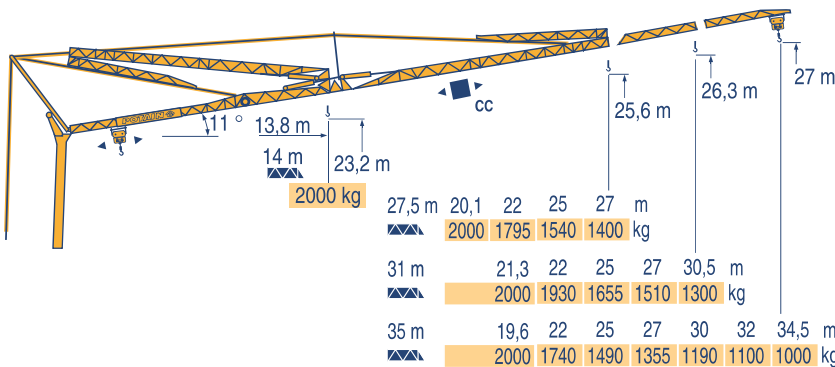
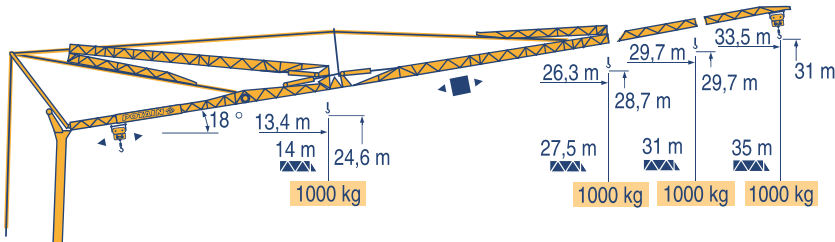
11,2	12	13	14	15	16	17	18	19	20	22	24	26	28	29	31	33	35 m
4000	3695	3350	3060	2810	2600	2415	2255	2115	1985	1770	1595	1445	1320	1265	1165	1080	1000 kg
12,2	13	14	15	16	17	18	19	20	22	24	26	28	29	31 m			
4000	3700	3380	3110	2880	2680	2500	2345	2205	1965	1770	1610	1470	1410	1300 kg			



35/31 m	2,9	14 m
		4000 kg

11,6	12	13	14	15	16	17	18	19	20	22	24	26	27,5 m
4000	3820	3460	3165	2910	2690	2500	2335	2190	2060	1835	1650	1500	1400 kg

Flèche relevée  
Ausleger in Steilstellung  
Luffing jib  
Flecha izada  
Braccio impennato  
Lança inclinada











HD 40 A



	<b>F</b> Chariot distributeur Chariot distributeur et courbes de charges Réactions en service Réactions hors service A vide sans lest (ni train de transport) avec flèche et hauteur maximum.		<b>D</b> Verfahrbare Laufkatze Verfahrbare Laufkatze und Lastkurven Reaktionskräfte in Betrieb Reaktionskräfte außer Betrieb Ohne Last, Ballast (und Transportachse), mit Maximalausleger und Maximalhöhe.		<b>GB</b> Traversing trolley Traversing trolley and load diagrams Reactions in service Reactions out of service Without load, ballast (or transport axles), with maximum jib and maximum height.		<b>E</b> Carro distribuidor Carro distribuidor y curvas de cargas Reacciones en servicio Reacciones fuera de servicio Sin carga, sin lastre, (ni tren de transporte), flecha y altura máxima.		<b>I</b> Carrellino distributore Carrellino distributore e curve di carico Reazioni in servizio Reazioni fuori servizio A vuoto, senza zavorra (ne assali di trasporto) con braccio massimo e altezza massima.		<b>P</b> Carro distribuidor Carro distribuidor e curva de cargas Reações em serviço Reações fora de serviço Sem carga (nem trem de transporte)- sem lastro com lança e altura máximas.
--	--	--	---	--	---	--	--	--	---	--	---


Mécanismes  
Antriebe  
Mechanisms  
Mecanismos  
Meccanismi  
Mecanismos

LXW 1

										ch - PS hp	kW	
	15 LVF 10	m/min	5	27	43	53	2,5	13,5	21,5	26,5	15	11
		kg	2000	2000	1250	1000	4000	4000	2500	2000		
	15 RPC 10	m/min	9	27	54		4,5	13,5	27		15	11
		kg	2000	2000	1000		4000	4000	2000			
	3 D2 V5	m/min	21 - 42								2,7	2
	RVF 2 30	tr/min U/min rpm	0 → 0,2 → 0,8								3	2,2
CEI 38 		IEC 38		kVA								
400 V(+6% -10%) 50 Hz		15 LVF 10 : 20 kVA 15 RPC 10 : 20 kVA				2000/14						

Montage  
Montage  
Erection  
Montaje  
Montaggio  
Montagem

LXW 1



HD 40 A

**POTAIN** 

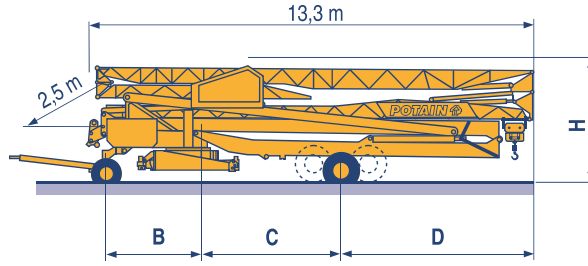


<b>F</b>	<b>D</b>	<b>GB</b>	<b>E</b>	<b>I</b>	<b>P</b>
Levage	Heben	Hoisting	Elevación	Sollevamento	Elevação
Distribution	Katzfahren	Trolleying	Distribución	Distribuzione	Distribuição
Orientation	Schwenken	Slewing	Orientación	Rotazione	Rotação
Conforme aux directives CEE sur le niveau acoustique	Gemäss EWG-Richtlinien für den Schall-Leistungspegel	In compliance with the EEC Instructions on noise level	Conforme con las directivas CEE sobre el nivel acustico	Conforme alle direttive CEE sul livello acustico	Conforme as directivas CEE sobre o nível acústico

Transport  
 Transport  
 Transport  
 Transporte  
 Trasporto  
 Transporte

- DJ80/S120
- DJ100/S120
- DJ105/S125
- DJ126M/S125
- DJ126M/S215M

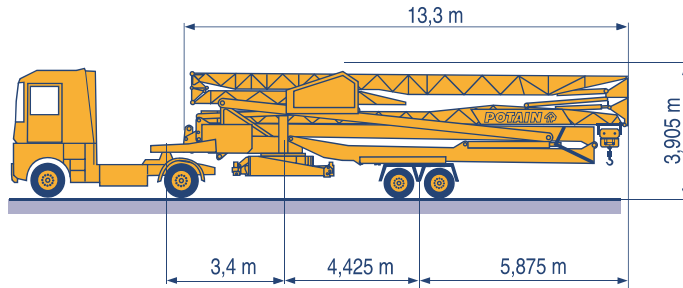
LXW 2



	B (m)	C (m)	D (m)	H (m)
DJ80/S120	2,5	4,95	5,35	3,4/3,55
DJ100/S120	2,5	4,95	5,35	3,45/3,6
DJ105/S125	2,5	4,95	5,35	3,45/3,6
DJ126M/S125	3,3	4,95	5,35	3,6
DJ126M/S215M	3,3	4,425	5,875	3,94

SL122/J215M

SL121/S215M



**F**  
Chantier

**D**  
Baustelle

**GB**  
Site

**E**  
Obra

**I**  
Cantiere

**P**  
Estaleiro



Document commercial non contractuel. Pour toute information technique se référer à la notice correspondante

Unverbindliches Vertriebsdokument. Für technische Informationen, siehe die entsprechenden Anweisungen.

This commercial document is not legally binding. For any technical information, please refer to the corresponding instructions.

Documento commercial no contractual. Para cualquier información técnica, ver la noticia correspondiente.

Documento commerciale non vincolante. Per tutte le informazioni tecniche fare riferimento al catalogo istruzioni

Documento comercial não contractual. Para qualquer informação técnica complementar consultar as respectivas instruções



**Americas**

Tel : +1 920 683 6322  
 Tel : +1 717 597 8121

**Europe - Middle East - Africa**

Tel : +(33) 4 72 81 50 00  
 Tel : +(44) 191 565 6281

**Asia - Pacific**

Tel : +(65) 6861 7133  
 Fax : +(65) 6862 4142

www.manitowoccrane.com

18, rue de Charbonnières - B.P.173  
 69132 ECULLY Cedex - France

Tél. : (33) 4 72 18 20 20  
 Fax. : (33) 4 72 18 20 00  
 www.manitowoccrane.com www.potain.com

**HD 40 A**

Réf. 2003 48 LXW 2

Copyright.Reproduction interdite © POTAIN 2003

Réalisation HeadLines