

## Australasian Pharmacy Professional Conference (APP2021): How to claim your continuing professional development credits

The activities at the APP2021 conference have been accredited for a total of up to 21 hours of Group 1 CPD (or 21 CPD credits) suitable for inclusion in an individual pharmacist's CPD plan which can be converted to up to 21 hours of Group 2 CPD (or 42 CPD credits) upon successful completion of relevant assessment activities.



Accreditation numbers: A21APP1-32

All Pharmacist APP2021 delegates will receive access to complete and record CPD credits via the Australasian College of Pharmacy (ACP) CPD Library / Learning Management System.

### Important information:

- The Australasian College of Pharmacy allows you to claim Group 1 credits automatically by enrolling in the activity you attended.
- To claim Group 2 credits, please enrol in the Group 2 session and complete the assessment.
- You will have the ability to provide feedback at the end each activity.
- If you have any difficulties, please contact the Australasian College of Pharmacy team via [info@acp.edu.au](mailto:info@acp.edu.au)

This instruction booklet contains the following sections:

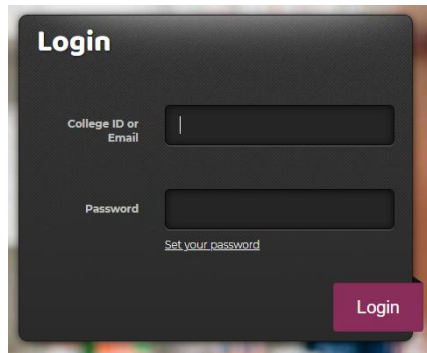
- [Activity attendance – Group 1 recording via QR Code scan](#) – Page 2
- [Activity attendance – Group 1 via ACP webpage](#) – Page 2 & 3
- [Completing assessment – Group 2 via QR Code scan](#) – Page 3
- [Completing assessment – Group 2 via ACP webpage](#) – Page 3 & 4
- [CPD Transcript for your CPD activity](#) – Page 4

## How to claim CPD credits using the ACP CPD Library / Learning Management System

### Activity attendance – Group 1 recording via QR Code scan

You will need to enrol in the activity you have attended to claim Group 1 CPD credits.

1. Scan the activity QR code (available in the CPD MCQ Handbook)
2. Login to the CPD Library / Learning Management System using your username and password



3. Click the “Launch” button next to the activity title to record your Group 1 CPD credits



4. You are now enrolled in the activity and have Group 1 CPD credits recorded against your record.
5. You will have the ability to provide feedback following confirmation of your enrolment.

### Activity attendance – Group 1 via ACP webpage

You will need to enrol in the activity you have attended to claim Group 1 CPD credits.

1. Visit [www.acp.edu.au/app2021](http://www.acp.edu.au/app2021)
2. Click on the button “Click here to login to the Learning Management System and access your APP2021 CPD activities”

#### Access your APP2021 CPD

[Click here to login to the Learning Management System and access your APP2021 CPD activities](#)

3. Login to the CPD Library / Learning Management System using your username and password
4. On the left hand side there is a heading “What’s New”. Click the APP2021 day the activity was on.

#### What's new?

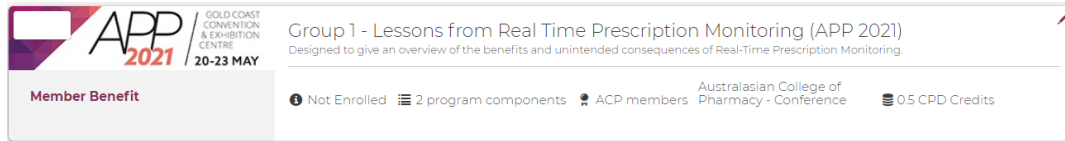
APP2021 Thursday sessions

APP2021 Friday sessions

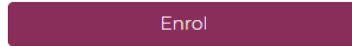
APP2021 Saturday sessions

APP2021 Sunday sessions

- Click on the tile of the activity you wish to enrol and record your attendance.



- Click the button "Enrol"



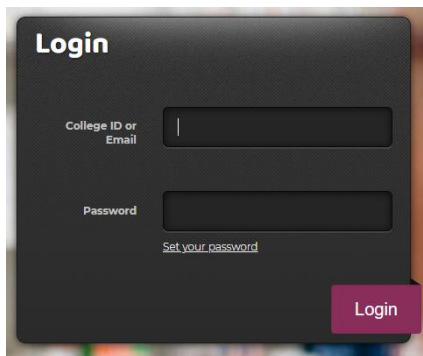
- Click the button "Launch" next to the activity title to record your Group 1 CPD credits.



- You are now enrolled in the activity and have Group 1 CPD credits recorded against your record.
- You will have the ability to provide feedback following confirmation of your enrolment.

### Completing assessment – Group 2 via QR Code scan

- Scan the activity QR code (available in the CPD MCQ Handbook)
- Login to the CPD Library / Learning Management System using your username and password



- Click the button "Launch" next to the CPD assessment you wish to undertake



- You will have the ability to provide feedback after completing the assessment.

### Completing assessment – Group 2 via ACP webpage

- Visit [www.acp.edu.au/app2021](http://www.acp.edu.au/app2021)
- Click on the button "Click here to login to the Learning Management System and access your APP2021 CPD activities"

#### Access your APP2021 CPD

[Click here to login to the Learning Management System and access your APP2021 CPD activities](#)

- Login to the Learning Management System using your username and password

- On the left hand side there is a heading “What’s New”. Click the APP2021 day the activity was on.

**What's new?**

APP2021 Thursday sessions

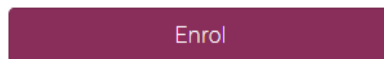
APP2021 Friday sessions

APP2021 Saturday sessions

APP2021 Sunday sessions

- Click on the tile of the activity you wish to view.

- Click the button “Enrol”



- Click the button “Launch” next to the CPD assessment you wish to undertake.

- You will have the ability to provide feedback after completing the assessment.

**CPD Transcript for your CPD activity**

- Visit [www.acp.edu.au/app2021](http://www.acp.edu.au/app2021)
- Click on the button “Click here to login to the Learning Management System and access your APP2021 CPD activities”

**Access your APP2021 CPD**

**Click here to login to the Learning Management System and access your APP2021 CPD activities**

- To access your completed CPD transcript, click on “My Learning Transcript / CPD Record” which is on the top menu.

**My Learning Transcript / CPD Record**

- To download your record, click “Export to PDF”

My Learning Transcript / CPD Record

